



Government of Maharashtra

# Government College Of Arts & Science, Aurangabad

Phone No. 0240-2331476

[gasca1923@gmail.com](mailto:gasca1923@gmail.com)

Fax No. 0240-2331476

Dated 2/2/2018


## Government College of Art and Science , Aurangabad

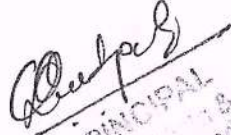
### Notice

All the students of B.sc I,II,III are hereby inform that the Department of Zoology has organised, **Model and Chart Competition** Dated on 02/02/2018 the interested students those who want to participate contact Department of Zoology.

Date - 02/02/2018

Venue - Dept. of zoology

  
Signature of HOD  
**Dr. Mrs. S.A. SARAF**  
(M.Sc. Ph.D. F.I.A.A.B., F.S.L.Sc.)  
Associate Professor, Head of Department  
Department of Zoology  
Government College of Arts & Science,  
Aurangabad. (M.S.)

  
Signature of Principal  
PRINCIPAL  
Govt. College of Arts & Science  
Aurangabad



  
PRINCIPAL  
Govt. College of Arts & Science  
Aurangabad

**IQAC**

**ACTIVITY REPORT Department Of Zoology**

1) Title of Activity ; Model and Chart Competiton,  
Date:02/02/2018

2) Nature of Activity- A

A) Curricular (Academic) OR

B) Co curricular (supporting to academics) OR

C) Extracurricular (e.g. Sports/cultural/Elocution/Youth

Festivals/NCC/NSS/earn & learn etc)

3) Name of the Department/Committee- ZOOLOGY

4) Activity coordinator/In charge- Dr. Mrs. S.A.Saraf

5) Objectives of Activity-

1.To explore the enterprunership.

2.Student are knowing the production of silk.

6. Is the activity planned at the beginning of the session? --YES-----

C. If yes, is it mentioned in the departmental calendar of current academic year?

---Octoer to Jan 2018-----

7. Brief description about activity Conducted – This model can create a visual structure for students better understanding and use of diagrams, charts etc in teaching of science discipline specially biology.The students have performed many models and charts so that these charts and models are very helpful for their understanding.

\* B.Sc.1 st,2<sup>nd</sup>,3rd YEAR students participate every year done by the dept.

\*Many other zoology topics cover the students.





Government College Of Arts & Science, Aurangabad

8. Resources used for activity (Economic/non economic)
9. Output of the activity-To interest in the subject and to work on this.
10. Feedback-
11. Total no. of students participated- B.SC.III=40
12. Total no. of girls' students participated – 23
13. Total No. of females involved in the organization of activity -03
14. Problems encountered-

(Pl submit list of students, photographs, letters related with activity (if any) in soft and hard copy while submission)

Pl maintain record of activity reflecting it in minutes of dept. meetings, action plan of the department, dept. calendar and action taken report)

  
**Dr. Mrs. S.B. Dongre**  
Name & Signature  
Activity Coordinator

  
**Dr. Mrs. S.A. Saraf**  
Name & Signature  
HOD/ In charge of the committee

Dr. Mrs. S.A. SARAF  
(M.Sc. Ph.D. F.I.A.A.B., F.S.L.Sc.)  
Associate Professor, Head of Department  
Department of Zoology/  
Government College of Arts & Science,  
Aurangabad. (W.S.)



  
**PRINCIPAL**  
Govt. College of Arts & Science  
Aurangabad



**Participated students in Chart and Model Competition 2018-2019:**

- 1) GADWE ROHIT
- 2) PARGAONKAR PRAJAKTA
- 3) YANGAD TIWANKALE
- 4) VITEKAR SNEHA
- 5) WAHATULE JAYSHREE
- 6) WAGH BHARTI
- 7) THOTE TEJASWINI
- 8) SURASHE DEEPALI
- 9) SHAIKH ZUBILA
- 10) SHANKALA PRERNA
- 11) SHINDE MANISHA
- 12) TADVI SAURABH
- 13) INGOLE SYALI
- 14) KATKE ROHIT
- 15) SALUNKE DEPALI
- 16) SALVE PURVA
- 17) SHAIKH ZABIHULLAH
- 18) SHANKHALA PRERANA



**Dr. Mrs. S.A. SARAF**  
(M.Sc. Ph.D. F.I.A.A.B., F.S.L.Sc.)  
Associate Professor, Head of Department  
Department of Chemistry  
Government College, Warananagar

# Model And Chart Competition, Year 2017-18





IQAC

**Name of the Department/Committee - Microbiology**

**ACTIVITY REPORT**

**Title of an Activity-** Inspiring Minds Poster Competition

**Nature of Activity & Date-** Co-curricular 10<sup>th</sup> April 2022

**Curricular (Academic) or Co-curricular (supporting to academics) or Extracurricular (e.g. Sports/cultural/Elocution/Youth Festivals/NCC/NSS/earn & learn etc.) or Extension activity**

**Objectives of Activity-**

- In memory of Late. Dr. Smita Dharmadhikari an Associate Professor in the department of Microbiology, GASCA.
- A thorough scholar and studious teacher.
- This is a tribute to her intellectual endeavours and research career spanning 3 and half decades.

**Brief description about activity Conducted**

The competition was conducted as a tribute to Dr. Smita Dharmadhikari faculty of Microbiology Department, GASCA. The competition was organized at state level for under graduates under “Inspiring Minds Poster Competition”. The response received was very good and total 65 poster were received from across the Maharashtra. The Prize money was sponsored by the Dr. Smita Dharmadhikari family members. The Poster were examined by the different juries and prizes were given in terms of microbiological textbooks.

**(Name of the resource persons/ No. of girls and boys participated should be included in the description).**

**Resource Person/ Examiner for Poster Competition :**

1. Prof. Dr. Ulhas Patil, Head Department of Microbiology, Government Institute of Science, Aurangabad
2. Prof. Dr. P.R Thorat, Retired Principal, Barshi



Government College of Arts and Science  
Aurangabad, Maharashtra



Department of Microbiology  
announces

*“Inspiring Minds Science Poster Competition 2022”*  
*In the memory of our mentor and friend*  
*(Late) Dr. Smita Milind Dharmadhikari*

*Rakshak*

Head of the Department  
Department Microbiology  
Govt. College of Arts & Science  
Aurangabad.

**GOVERNMENT COLLEGE OF ARTS & SCIENCE, AURANGABAD**

3. Dr. Anushree Chapalkar, Senior Team Lead- Medical Communication,  
DocPlexus Online Services, Pune

Boys : 12

Girls : 64

**Feedback (Brief quantitative description and suggestions by participants if any)**

Students were inspired and suggested to organize such competition every year

**(Pl submit list of students, photographs, letters related with the activity (if any) in soft and hard copy while submission. Maintain all the documents at department/committee level also)**

Name & Signature

Activity Coordinator

*Rakulkarni*

Name & Signature

HOD/ In charge of the committee

Head of the Department  
Department Microbiology  
Govt. College of Arts & Science  
Aurangabad.

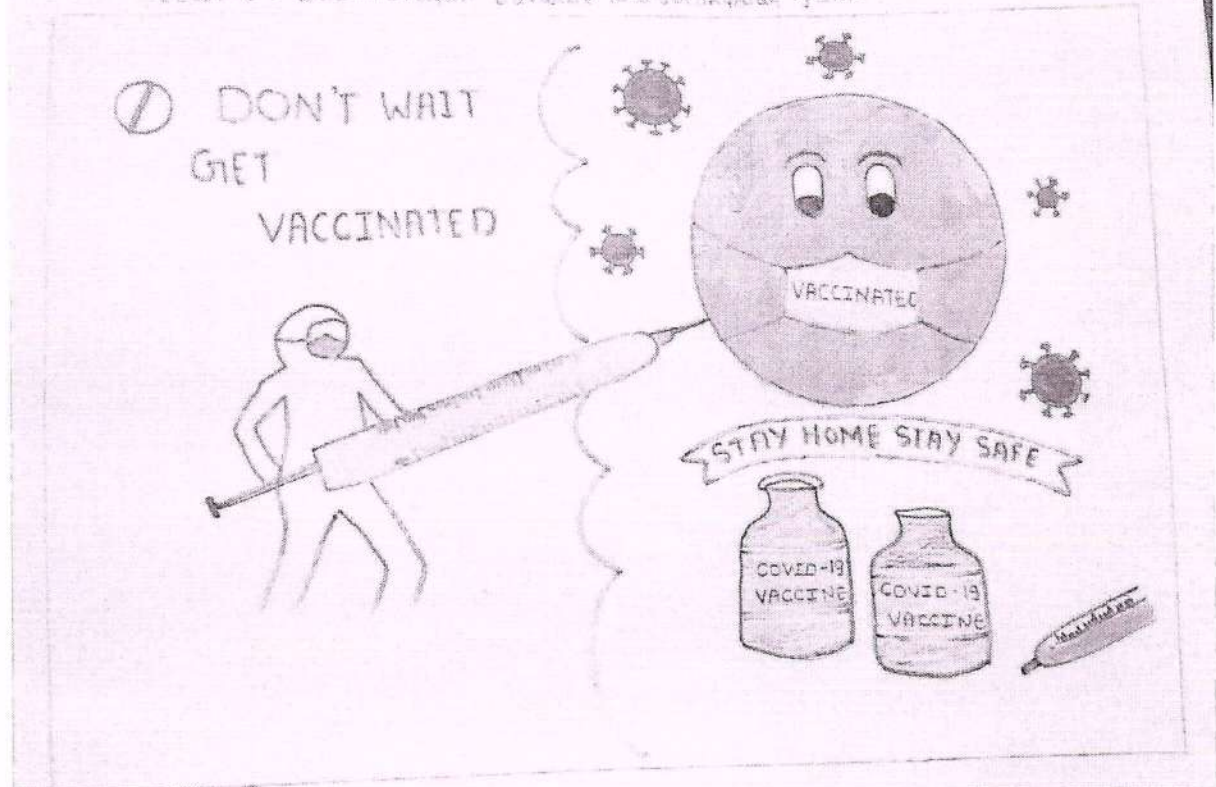


*Chulpa*  
PRINCIPAL  
Govt. College of Arts & Science  
Aurangabad



GOVERNMENT COLLEGE OF ARTS & SCIENCE, AURANGABAD

NAME : Dhondabhai Dnyaneshwar Khatibagar  
class : B.A. 3 year  
College : Badrinagar Borwade Maharashtra Jalga



*Ratulkar*

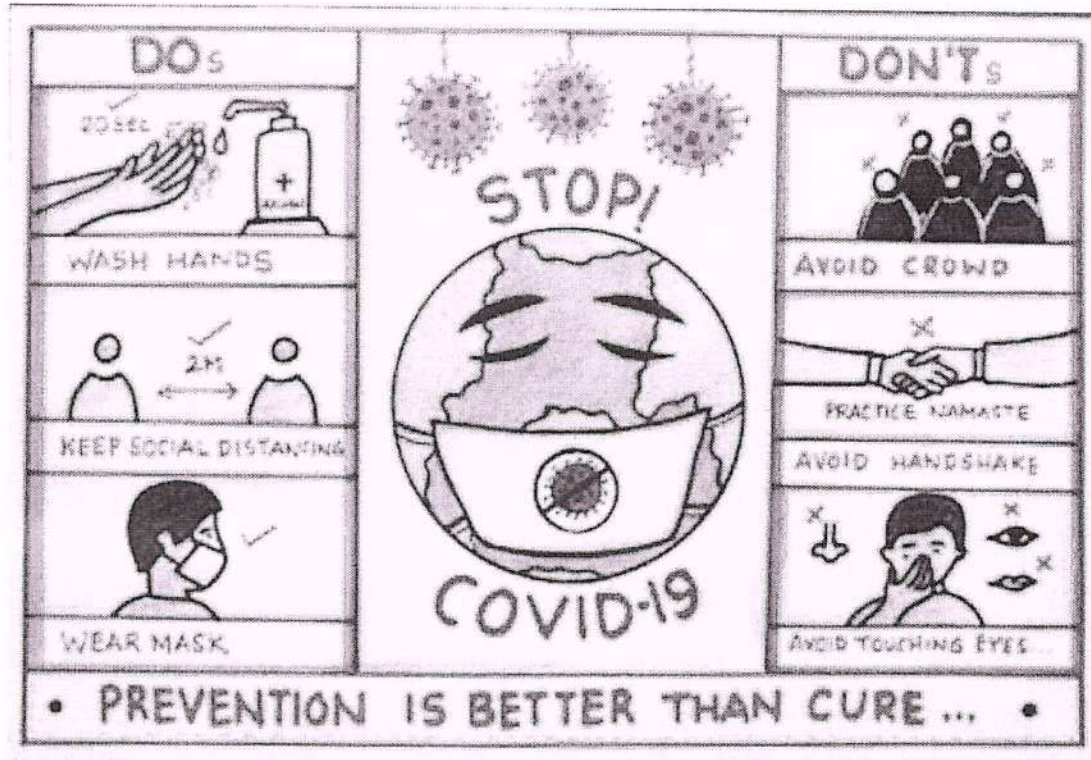
Head of the Department  
Department Microbiology  
Govt. College of Arts & Science  
Aurangabad.

# COVID-19

Name :- Rutuja Santosh Mane

Class :- S.Y. BSc (Microbiology)

K.K. Wagh Arts, Commerce, Science & Computer Science College, Nashik.



*Rutuja Mane*

Head of the Department  
Department Microbiology  
Govt. College of Arts & Science  
Aurangabad.



**A DIALOGUE WITH VIRUS**

**MAN:** What is your NAME?

**VIRUS:** I Have Many Name. But I'm SARS-CoV-2

**MAN:** Which Disease you cause?

**VIRUS:** I Cause a disease. COVID-19

**MAN:** Are you Always harmful to Human Society?

**VIRUS:** No. It's Not Always True.

**MAN:** Oh! explain Me.

**VIRUS:** We kill a Bacteria (Bacteriophage). And Control Bacterial Population.

**MAN:** Would you Elaborate this, please!

**VIRUS:** control Bacterial population Helps to sustain a Healthy life.

**MAN:** It's interesting Give another such type of ex-ample?

**VIRUS:** We Also help HUMAN being to maintain the Balance of Health Microbiome of HUMAN Body.

**MAN:** What is your Important Role being Parasite?

**VIRUS:** I Exchange Genetic material Between Host.

**MAN:** What are PROVIRUS?

**VIRUS:** They Are *Theta* Bacteria. They Replicate within Host Cell by Integrating their Genes.

**MAN:** How should I prevent from this?

**VIRUS:** You All must take VACCINE

College: Government of Arts & Science, Aurangabad  
Tamil

*Rakulkar*

Head of the Department  
Department Microbiology  
Govt. College of Arts & Science  
Aurangabad.



GOVERNMENT COLLEGE OF ARTS & SCIENCE, AURANGABAD



Government College of Arts & Science, Aurangabad  
(NAAC Reaccredited 'A')  
Department of Microbiology





"Inspiring Minds Science Poster Competition 2022"  
In the memory of  
(Late) Dr. Smita Milind Dharmadhikari  
Certificate


This is to certify that Dr/Mr/Ms \_\_\_\_\_ College/ University

\_\_\_\_\_ has participated in the Poster Competition 2022.

We appreciate his/ her participation.

  
Dr. Rohini Kulkarni  
HOD Microbiology

  
Dr. R.H. Satpute  
Principal



Head of the Department  
Department Microbiology  
Govt. College of Arts & Science  
Aurangabad.

**GOVERNMENT COLLEGE OF ARTS & SCIENCE,  
AURANGABAD**

**Department of Microbiology**

**Inauguration  
of  
Students Unit  
of  
Microbiologist society of India**


In Department of Microbiology, Government College of Arts and science, Aurangabad "Students unit" of "Microbiologist society of India" was inaugurated on 4<sup>th</sup> September 2017 by Dr. Smita Dharmadhikari, Associate Professor , Department of Microbiology, Rajaram College , Kolhapur in presence of respected principal Dr. Kumud Gore-Kherdekar.

Head Department of Microbiology Dr. Rohini Kulkarni explained the activities under taken by this unit like guest lectures, Seminars, Poster exhibition etc. In inaugural speech Dr. Smita Dharmadhikari spoke on "Understanding DNA" in which she explained the structure of DNA, its importance to life ,DNA mutation and its consequences.

Ms Shahenaz Farooqui ,Mrs. Suchita Bharambe faculty of Department of Microbiology and members of students unit took efforts to make the programme successful



  
**PRINCIPAL**  
Govt. College of Arts & Science  
Aurangabad



**Head**

**Department of Microbiology**

Head of the Department  
Department Microbiology  
Govt. College of Arts & Science  
Aurangabad.



**Department of Microbiology**  
**Inauguration**  
**Of**  
**Students Unit**  
**Of**  
**Microbiologist society of India**



*Rakul Koushal*

**Head of the Department**  
**Department Microbiology**  
**Govt. College of Arts & Science**  
**Aurangabad.**



**IQAC**

**Name of the Department/Committee -** Microbiology

**ACTIVITY REPORT**

**Title of an Activity-** Demonstration of PCR

**Nature of Activity & Date-** Co-curricular 17<sup>th</sup> May 2022

**Curricular (Academic) or Co-curricular (supporting to academics) or Extracurricular (e.g. Sports/cultural/Elocution/Youth Festivals/NCC/NSS/earn & learn etc.) or Extension activity**

**Objectives of Activity-**

1. To make students aware with working of PCR
2. Students were made aware of the working sophisticated instrument thermal cyclers used in RDT

**Brief description about activity Conducted**

Instrument is used to amplify DNA which is required for forensic studies, legal studies, industrial production and diagnostic tools and techniques.

**(Name of the resource persons/ No. of girls and boys participated should be included in the description).**

Resource Person : Mr. Sandip Borse, Senior Executive, HiMedia Laboratories

Boys : 18

Girls : 12


**Feedback (Brief quantitative description and suggestions by participants if any)**

Students were happy to learn this technique which was used during the diagnostic technique during Covid-19 pandemic





GOVERNMENT COLLEGE OF ARTS & SCIENCE, AURANGABAD





**IQAC**

**Name of the Department/Committee -** Microbiology

**ACTIVITY REPORT**

**Title of an Activity-** Demonstration of Benchtop Centrifuge

**Nature of Activity & Date-** Co-curricular 08 February 2022

**Curricular (Academic) or Co-curricular (supporting to academics) or Extracurricular (e.g. Sports/cultural/Elocution/Youth Festivals/NCC/NSS/earn & learn etc.) or Extension activity**

**Objectives of Activity-**

1. Aim was to learn the working of new model of centrifuge

**Brief description about activity Conducted**

The faculty and students of the department learned the working of new benchtop centrifuge model. This benchtop centrifuge is useful in daily routine practicals.

**(Name of the resource persons/ No. of girls and boys participated should be included in the description).**

Resource person : Harisingh

30 students participated in the demonstration.

Boys : 12

Girls : 18

**Feedback (Brief quantitative description and suggestions by participants if any)**

It was Installation, demonstration and working of the instrument and all the faculty and students were thoroughly satisfied with the working.

GOVERNMENT COLLEGE OF ARTS & SCIENCE, AURANGABAD

(Pl submit list of students, photographs, letters related with the activity (if any) in soft and hard copy while submission. Maintain all the documents at department/committee level also)

Head of the Department  
Department of Microbiology  
Govt. College of Arts & Science  
Aurangabad.

Name & Signature


Name & Signature

Activity Coordinator

HOD/ In charge of the committee




PRINCIPAL  
Govt. College of Arts & Science  
Aurangabad





GOVERNMENT COLLEGE OF ARTS & SCIENCE, AURANGABAD



Head of the Department  
Department Microbiology  
Govt. College of Arts & Science  
Aurangabad.

*Rakul Kesari*